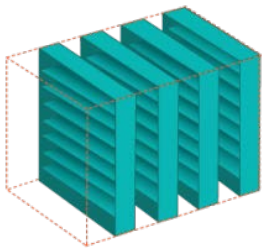


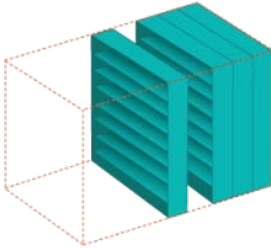
SPACESAVER HIGH-DENSITY MOBILE SHELVING GIVES YOU SIGNIFICANTLY GREATER STORAGE CAPACITY PER SQUARE FOOT OF FLOOR SPACE.

Shelving systems versus filling cabinets, you can achieve an equal amount of filling space with one double sided bay of shelving than in five traditional filling cabinets. Add a mobile system and increase filling capacity by upto 100%. High-density mobile shelving gives you significantly greater storage capacity per square foot of floor space than conventional storage products like lateral files or shelving. In many applications, high-density mobile shelving systems are three times more space efficient than conventional filing and shelving.




WASTED SPACE

Conventional stationary shelving requires fixed aisles that waste space.



INCREASE REVENUE

Spacesaver high-density mobile shelving systems eliminate all but one movable aisle, in most cases saving 50% of your floor space.

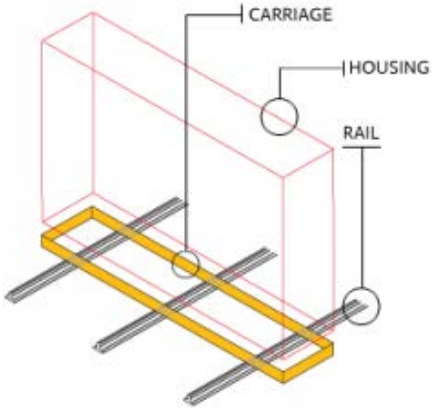


INCREASE STORAGE

High-density mobile shelving allows you to double the storage capacity of the existing space.

THREE DIFFERENT TYPES OF MODES OF OPERATION

Rather than using conventional shelving that requires fixed aisles, put your storage cabinets or shelves on a mobile carriage that is mounted on wheels that travel on rails. To open and close aisles, Spacesaver offers three modes of operation; Manual, Mechanically-Assisted and Powered.



CARRIAGE

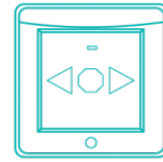
TYPES OF MODES OF OPERATION



MANUAL



MECHANICAL-ASSIST



POWERED



From Consultation right through to installation COSEKE make it easy. Follow these simple steps to a great storage solution designed just for you.

As your storage needs outgrow your space:

Step 1: CALL COSEKE

Call COSEKE we will be delighted to answer any initial questions you have and arrange a visit from one of our specialized in-house design team.

Step 2: CONSULTATION WITH NO OBLIGATION

One of our experienced designers will visit your premises and listen to your needs and discuss possible solutions.

Step 3: PLANNING SPACE WITH NO OBLIGATION

After the initial visit our design team will compile a proposal which they feel best suits your requirements and talk you through the proposed solution and costing. Only when you are sure that we have listened and offered you the best solution do you need to make a commitment to us.

Step 4: DETAILED SITE SURVEY

After your order has been placed our site surveyor will re-visit your premises to ensure the site is ready to accept your individual system.

Step 5: DELIVERY AND INSTALLATION

Our installation team will deliver and install your system, at your convenience, with the least disturbance to you and your organization. We will leave your space clean and tidy and the only thing you will notice is a significant increase in storage space.

YOUR SATISFACTION

We at COSEKE are confident that you will not only be satisfied but delighted with your new storage system.